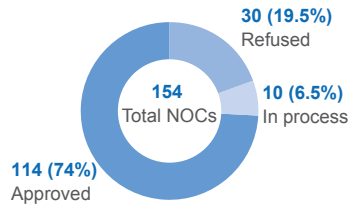
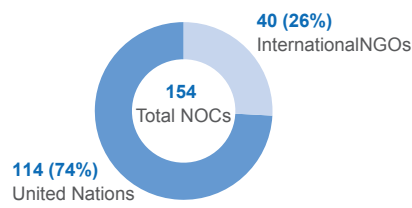


Travel NOCs submitted by status

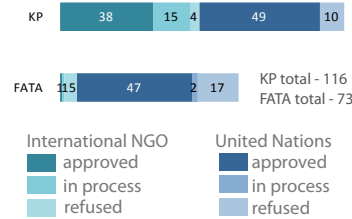


Travel NOCs by type of organizations



Five additional INGOs have not submitted a travel NOC during the second quarter.

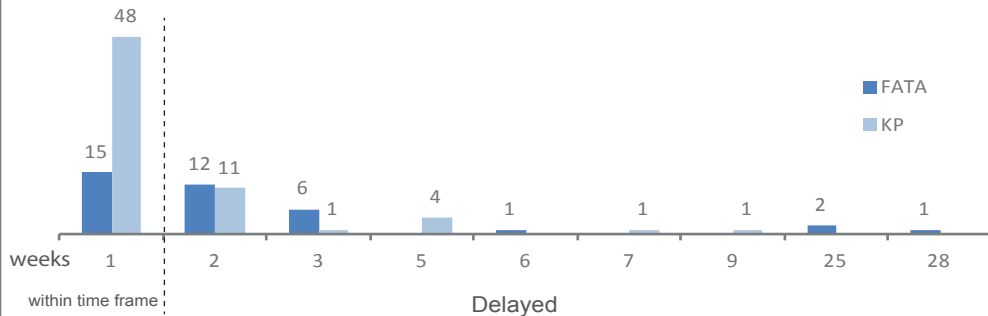
Travel NOCs by region, status and type of organization



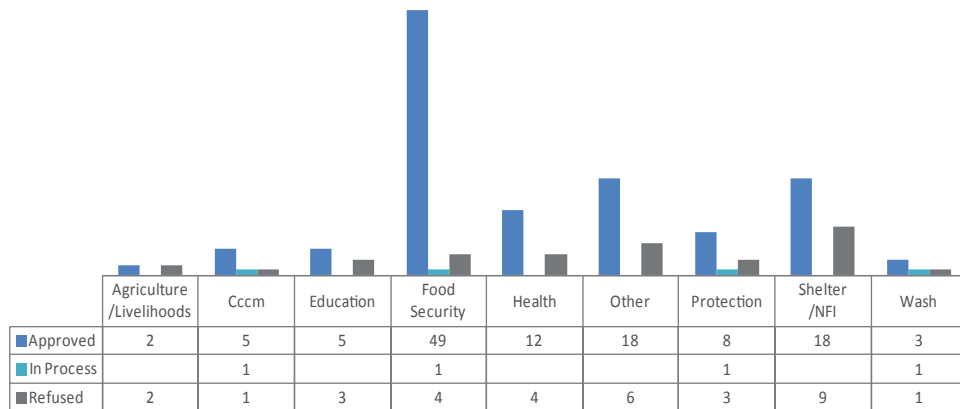
The total is higher than in the two previous graphs because some NOCs were submitted for multiple districts/ agencies.

- Almost three-quarter of 154 travel NOC submitted by 12 organizations (7 INGOs and 5 UN agencies) were approved during the second quarter.
- The refusal rate was 20%, which is significantly lower than the 50% of travel NOC refused during the previous quarter.
- Travel NOC for KP were issued on a timely basis, with an average processing time of 8 days (for a total of 60 NOC).
- Delays were observed in the issuance of FATA travel NOC. The average processing time of 3 weeks (for a total of 36 NOC) is an increase compared to the 13-day processing time observed during the first quarter. However, approved NOC were issued within an average of 9 days between April and June 2013.
- INGO's self-restraint: Based on the data, INGOs do not apply anymore for FATA travel NOC. Among 7 NOC submitted, only one was approved. Conversely, 47 of a total of 66 travel NOC submitted by the UN for FATA were approved during the second quarter.

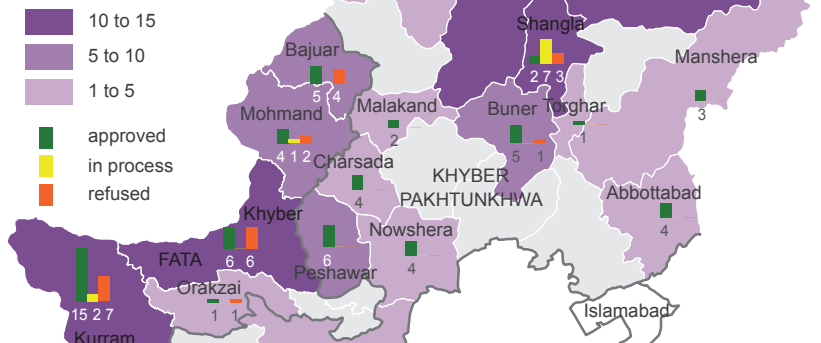
Travel NOCs process time



Travel NOC by sector and status



Number of times a district mentioned in total NOCs



NOC status by nationality

