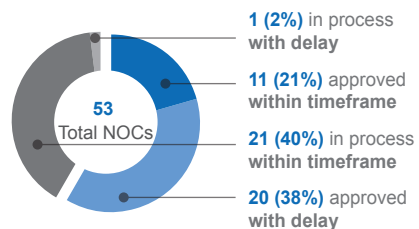
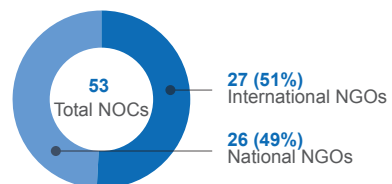


Project NOC submitted by status

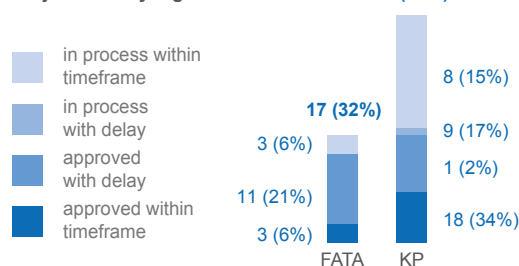


59% of project NOCs were approved

Project NOC by type of organization

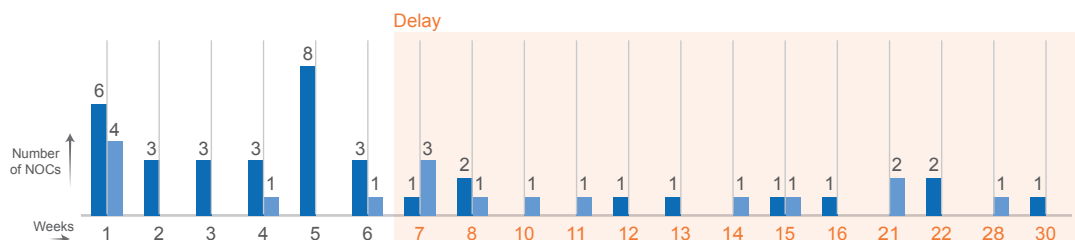


Project NOC by region and status



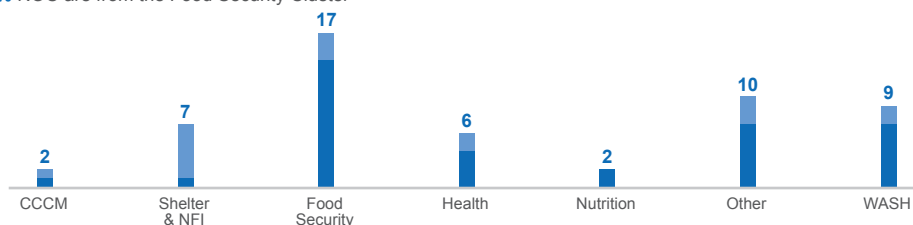
Only one INGO submitted a project NOC or FATA.

Project NOC process time



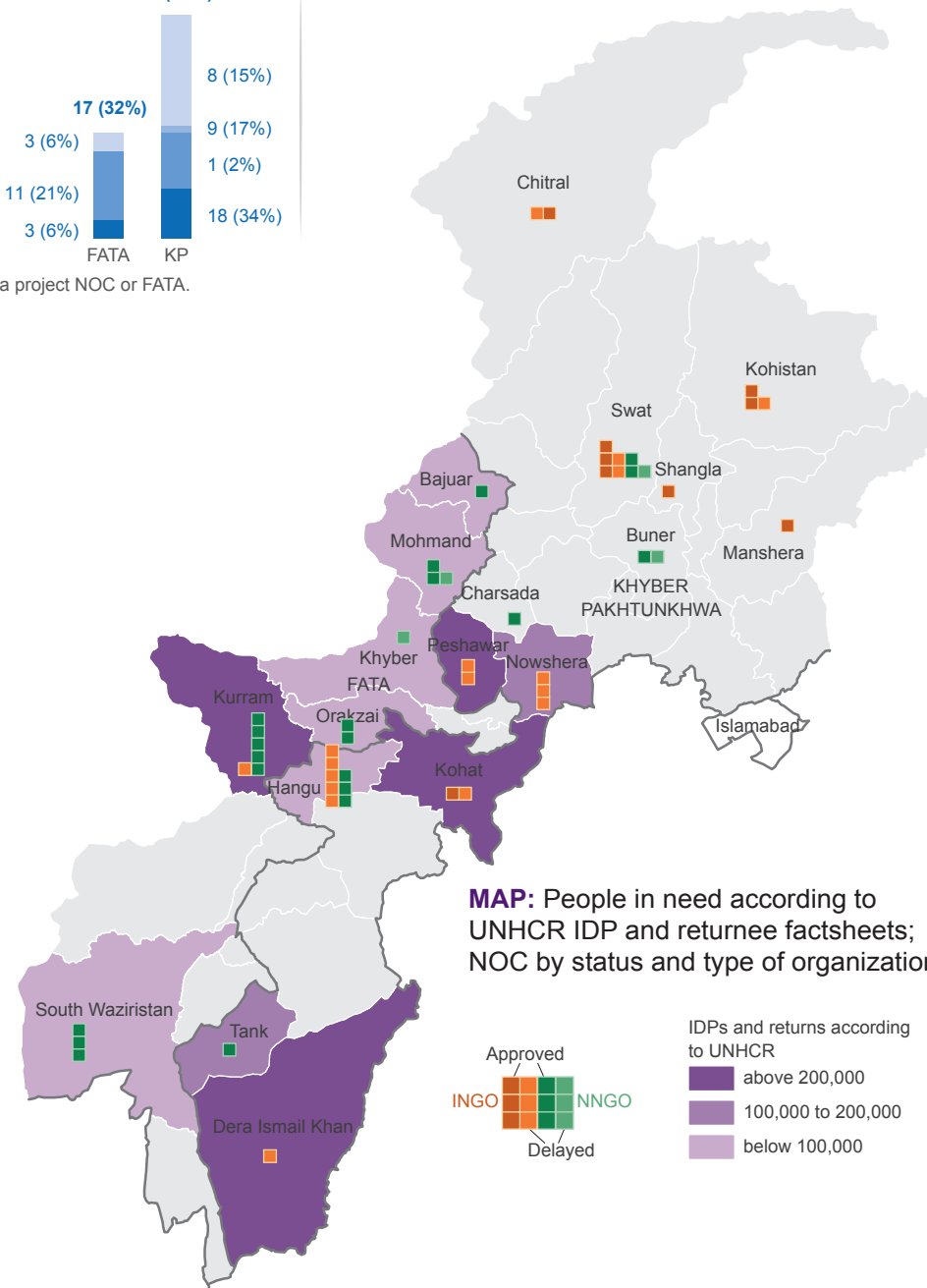
Project NOC by cluster and region

32% NOC are from the Food Security Cluster



Key Messages

- No project NOC was refused among the 53 NOC applications submitted by 10 INGOs and 7 NNGOs during the reporting period. Half of all NOC applications were submitted by INGOs and half by NNGOs.
- Slightly shorter delays remain: The average processing time for project NOC submitted before mid-July was approximately 10 weeks for both KP and FATA. This is an improvement to the last quarter, when the average duration was three months.
- INGOs' difficult access to FATA: Only one INGO submitted a project NOC application for FATA, which was pending at the end of the reporting period. All NGO's approved NOC were for northern KP.
- According to government information, the project NOC application time for KP and FATA constitutes 6 weeks.



MAP: People in need according to UNHCR IDP and returnee factsheets; NOC by status and type of organization

Approved INGO (orange square), Approved NNGO (green square), Delayed INGO (orange square with border), Delayed NNGO (green square with border).
 IDPs and returns according to UNHCR:
 - above 200,000 (dark purple)
 - 100,000 to 200,000 (medium purple)
 - below 100,000 (light purple)