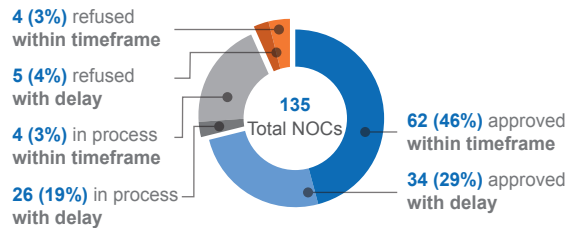
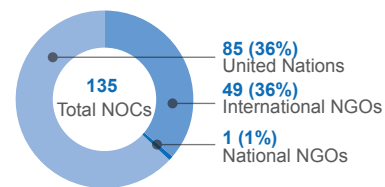


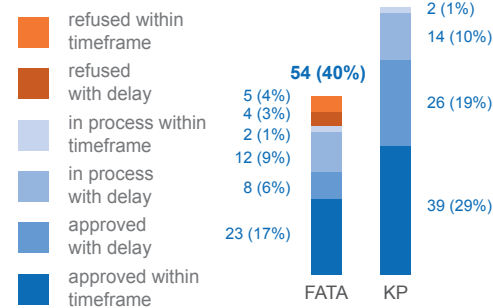
Travel NOC submitted by status



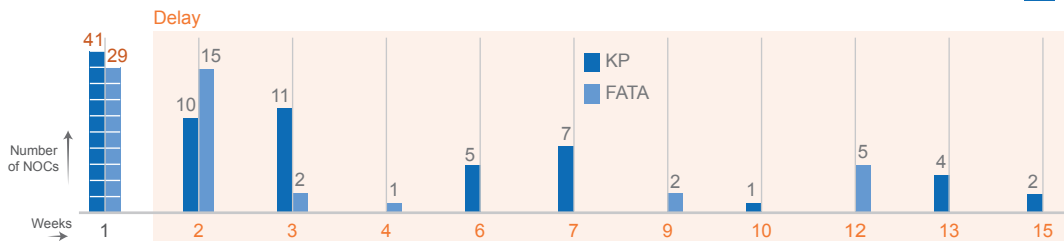
Travel NOC by type of organizations



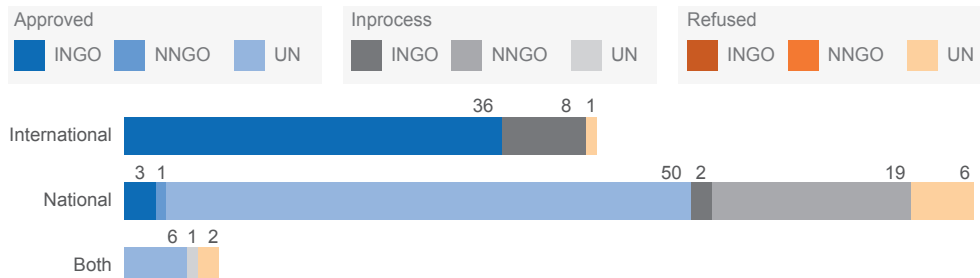
Travel NOC by region and status



Travel NOC process time



Travel NOC by nationality and organization type



Key Messages

- Over **70%** of **135** travel NOC applications submitted by **8** INGOs, **5** UN agencies and **1** NNGO were approved.
- The refusal rate dropped considerably to **7%**, compared to the **20%** and **40%** during the second and first quarter. A new development constituted the emergence of **19%** of travel NOC being in process with delay.
- Delays were observed for both KP and FATA, with travel NOC being processed within **3** weeks on average, while in KP travel NOC were processed within **8** days during the previous quarter. Noteworthy is that FATA issued NOC between **1** to **18** days, and KP between **1** and **107** days. Conversely, approved NOC were issued within **2** weeks in KP and FATA.
- INGOs only submitted **1** travel NOC for a national staff for FATA during the reporting period, while **30** out of **52** UN travel NOC were FATA were approved, including for some international staff.
- For KP, **36** INGO missions including international staff out of **48** overall INGO missions were approved.
- According to government information, the travel NOC application time for KP and FATA constitutes **1** week.

